



T55 AVLB INSTRUCTIONS




FIX THE 2 PIVOT MOUNTS
TO THE FRONT OF GLACIS



WITH THE HYDRAULIC RAM MOUNT
LOOSE SO IT
CAN PIVOT UP & DOWN




HYD RAMS




HYD RAMS FIT TO
END OF RAM MOUNT
LAYING POSITION
ON LEFT
TRAVELING POSITION ON
RIGHT



FIT THE 2 BRIDGE
JOINERS AS SHOWN.
(NOTE THE TAPER ON ONE)






FIT 3 BRIDGE RESTS ON TOP
OF TANK HULL AS SHOWN




FIT THE 2 PULLEY WHEELS TO ENDS
OF THE BRIDGE

TO MAKE A
TRAVELLING BRIDGE
FIT THE HYD RAM INTO THE HOLE IN
BRIDGE SIDE
**BEFORE FIXING IT TO THE RAM
MOUNT**



FIT THE 2 SIDES OF THE BRIDGE
TOGETHER



BRIDGE CAN NOW BE FIXED TO THE
TOP OF THE HULL IFF YOU SO WISH
OR
BE LEFT SEPARATE

