

# S & S MODELS



## AVRE FASCINE CRADLE INSTRUCTIONS

THE USE OF FASCINE TO CROSS SMALL DITCHES AND ANTI TANK OBSTRUCTIONS ARE AS OLD AS THE TANK.



THESE AVRE FASCINE CRADLE WERE FITTED TO A LOT OF THE AVRE'S IN NORTH WEST EUROPE FROM D-DAY ONWARDS



THE BEST WAY TO ASSEMBLE IS TO LYE THE SIDE ASSY TO THE CENTRAL SECTION, THEN FIX THE OTHER PARTS TO THAT ASSY.



FIX THE ENTIRE ASSY TO THE HULL FRONT THE FASCINE FIXES TO THE ASSEMBLED CRADLE OR LEFT OFF



### SAFETY:-

DO NOT ALLOW ANYONE TO EAT OR CHEW ANY PART OF THIS MODEL ALWAYS WASH HANDS AFTER HANDLING ANY PARTS.

### S&S MODELS

22 BRIAR CLOSE  
BURNHAM ON SEA  
SOMERSET U.K.  
TA8 1HU

MORE PICS HERE:-

<http://s513.photobucket.com/user/sandsmodels/library/WW2%2020m%20conversion%20kits?sort=3&page=2>

WEBSHOP:-

<http://sandsmodelsshop.com/>