


# S&S MODELS


## 1/72 SCALE CHURCHILL AVRE & SBG BRIDGE INSTRUCTIONS

THIS KIT ENABLE YOU TO MAKE A VARIANT OF THE CHURCHILL AVRE WIDELY USED IN NORTH WEST EUROPE. THIS VARIANT CARRIED A SMALL BOX GIRDER BRIDGE TO ENABLE SMALL WATERWAYS AND DITCHES TO BE CROSSED BY FOLLOWING VEHICLES.





THERE ARE 2 TYPES OF FITTING BRACKETS AND THE 2 IN THE BOTTOM OF THE PICTURE ARE HANDED L&R.

SOME TRIMMING OF THE MOULDED ON TOW ROPE WILL BE NEEDED TO ENABLE THE FRONT BRACKETS TO FIT SNUGLY ONTO THE HULL.




FIX THE BRIDGE CARRIER FRAME TO THE HULL FRONT

ASSEMBLE THE 4 WINCH FRAME PARTS AND FIX TO THE REAR OF THE CHURCHILL HULL



FIX THE 2 TIE BARS TO THE ENDS OF THE SBG SECTIONS. NORE 1 OF THEM HAS HOLES FOR THE 'A' FRAME



FIX ALL 4 OF THE SBG BRIDGE SECTIONS TOGETHER AND THEN FIX THE 2 JOINING SECTIONS TO THE ENDS OF BRIDGE.



### SAFETY:-

DO NOT ALLOW ANYONE TO EAT OR CHEW ANY PART OF THIS MODEL ALWAYS WASH HANDS AFTER HANDLING ANY PARTS.

### S&S MODELS

22 BRIAR CLOSE  
BURNHAM ON SEA  
SOMERSET U.K.  
TA8 1HU

MORE PICS HERE:-

<http://s513.photobucket.com/user/sandsmodels/library/WW2%2020mm%20conversion%20kits?sort=3&page=2>

WEBSHOP:-

<http://sandsmodelsshop.com/>