





CHURCHILL ARV MK1 CONVERSION

THE CHURCHILL TANK HAD MANY VARIANTS AND THIS IS A CONVERSION TO CONVERT THE PSC CHURCHILL MODEL TO THE ARV MK1.

THE TURRET WAS REMOVED AND THE HOLE PLATED OVER AND VARIOUS RECOVERY GEAR WAS FITTED ONTO THE HULL TOP.

IT ALSO CARRIED AN 'A' FRAME TO ENABLE PARTS TO BE LIFTED OUT OF DAMAGED VEHICLES. ALTHOUGH DESIGNED FOR THE PSC MODEL IT SHOULD FIT THE DRAGON AND ITALERI CHURCHILL ON THE MARKET.



SAFETY:-

THESE MODELS CONTAIN LEAD AND SHOULD NOT BE EATEN OR CHEWED OR HANDLED BY CHILDREN. ALWAYS WASH HANDS AFTER HANDLING BARE METAL AND DO NOT BREATHE IN THE RESIN DUST. SAND DOWN ANY RESIN PARTS UNDER WATER IN A SHALLOW BAKING TRAY.

THIS IS ONE MODEL OF A WHOLE RANGE OF EASY TO ASSEMBLE CONVERSION KIITS WE MAKE IN 15MM, 20MM AND 28MM SCALES.

<http://sandsmodelsshop.com/>

sales@sandsmodels.com