

# S & S MODELS

## 1/72 OTO MALERA M56 105mm PACK HOWITZER



S&S MODELS



S&S MODELS



### LIST OF PARTS

- 2 X WHEELS
- 2 X TRAIL LEGS
- 2 X EARTH SPADES
- 1 X BARREL
- 1 X CARRIAGE
- 1 X SHIELD



### SAFETY WARNING:-

THIS MODELS CONTAINS LEAD AND SHOULD NOT BE EATEN OR CHEWED!

WASH HANDS AFTER HANDLING ALL METAL PARTS.





NOTE:-  
THE 2 WHEELS ARE HANDED  
USE THE DEEPER HOLE TO  
ATTACH THEM TO  
CARRIAGE.




ATTACH THE 2 TRAIL LEGS  
TO THE CARRIAGE.

ATTACH THE SHIELD TO THE  
GUN MOUNT.  
THEN ATTACH GUN MOUNT  
TO CARRIAGE  
USING THE SWIVEL ON GUN  
MOUNT BASE INTO THE  
HOLE IN CARRIAGE.



FIX THE SPADE TO EACH  
TRAIL LEG END, NOTE THE  
WAY AROUND IT GOES.

THE GUN SHOULD NOW  
LOOK LIKE THIS



**S & S MODELS**

**22 BRIAR CLOSE**

**BURNHAM ON SEA**

**SOMERSET TA8 1HU**

[www.sandsmodels.com](http://www.sandsmodels.com)

[sales@sandsmodels.com](mailto:sales@sandsmodels.com)