

S&S MODELS

VALENTINE BRIDGELAYER CONVERSION KIT

THE VALENTINE TANK WAS DEVELOPED AS A BRIDGELAYER IN 1942 AND THE VEHICLE SAW SERVICE IN NWE AND THE FAR EAST, OVER 200 MADE. THIS KIT WAS DESIGNED FOR THE ARMOURFAST VALENTINE BUT IT SHOULD FIT THE ESCI OR FUJIMI VALENTINE WITH A BIT OF WORK TO THE HULLS.




MAIN LAUNCH FRAMES X2
FRONT ROLLERS X2
ROLLER & SUPPORT BAR X1
SUPPORT BAR X1
LAUNCH BAR LINKAGE X1



DRIVE MECHANISM X1
DRIVE BAR X1
DRIVE BAR REAR SUPPORT X1
DRIVE BAR FRONT SUPPORT X1



BRIDGE REAR DECK SUPPORTS X2
REAR BAR SUPPORT HOLDER X1
COMMAND HATCH X1



LAID BRIDGE JOINERS X2
FOLDED BRIDGE JOINER X1


FOLDED BRIDGE HOOKS X2
LAID BRIDGE HOOKS X2

SAFETY:-


CONTAINS LEAD FOR ADULT COLLECTORS ONLY, DO NOT EAT OR CHEW ANY PART OF THIS MODEL. ALWAYS WASH HANDS AFTER HANDLING ANY PART.




FOLDED BRIDGE PULLEYS



FOLDED BRIDGE CONSTRUCTION



PLACE 1 JOINER AT EACH END OF THE LAID BRIDGE



LAID BRIDGE CONSTRUCTION

MORE PICS ARE LOCATED HERE:-
<http://s513.photobucket.com/user/sandsmodels/library/W2%202020mm%20conversion%20kits?sort=3&page=1>

S&S MODELS

22 BRIAR CLOSE
BURNHAM ON SEA
SOMERSET U.K.
TA8 1HU (01278) 780193

sales@sandsmodels.com